

## RAID Mode Setting

|                 | J3 | J4 |
|-----------------|----|----|
| RAID 0          | 2  | 1  |
| RAID 1          | 1  | 2  |
| Port Multiplier | 1  | 1  |

## Installation Guide



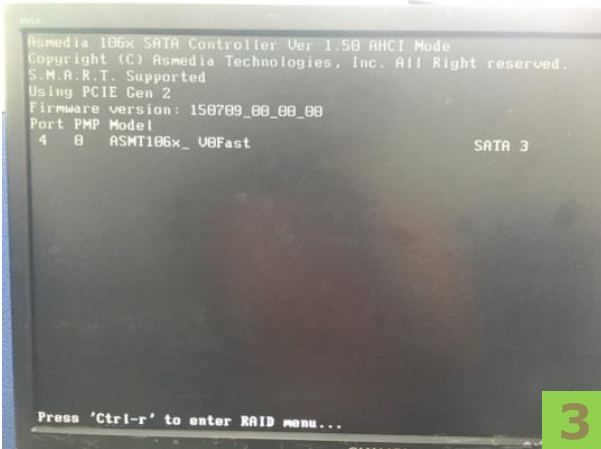
Please connect EMPS-32R1 to onboard mPCIe slot.

## LED Assignment

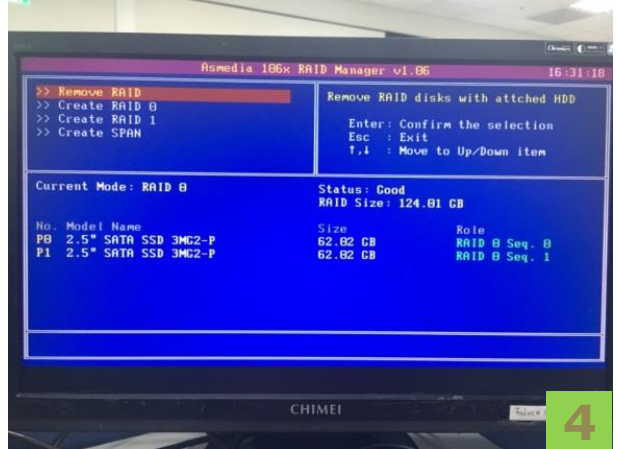
|         |   |
|---------|---|
| Access  | Green, Bright blinking  |
| Rebuild | Green, Breath Light ( the light gradually fade-in back and forth) |




Please connect SSD in EMPS-32R1 SATA slot.



Press 'Ctrl-r' to enter RAID menu during this scene.



You can config and check RAID status in this RAID menu before installing OS.



Please use slide switch J3/J4 to change RAID mode as above setting list.



Please push tact switch 3 seconds for reset then check RAID menu in step 4 to see if it takes effect.